

ixetic

Precision to move

Environment Declaration 2007

ixetic GmbH

for the locations
Bad Homburg and Hückeswagen



R&D building Bad Homburg



Plant 1 Hückeswagen



Plant 2 Hückeswagen

2 **Table of contents**

Foreword	3
General organisational data	3
History	4
ixetic's environment policy	5
Environmental impact	6
Direct environmental aspects	8
Indirect environmental aspects	10
Environmental assessment Bad Homburg	11
Key figures	11
Energy balance	12
Waste balance	13
Targets achieved	14
Environmental assessment Hückeswagen	15
Key figures	15
Energy balance	16
Waste balance	17
Targets achieved	18
Environment program and targets	19
Release for the general public	20
Declaration of validity	21
Validation	21

As a powerful partner to the automotive industry we are convinced that economic success, growth, maximum quality requirements and environmental protection cannot be treated as separate issues. We know that the avoidance, recycling and reduction of resources does not diminish our profitability but rather increases it in the long term. Perhaps our clear affinity to environmental questions is due to the fact that we are continually working on optimising our products and production processes in terms of energy saving, going easy on resources and improving performance. In this way, we make a direct contribution for the environment at our pro-

duction locations and an indirect contribution for our customers in the automotive industry, since our products help them to reduce fuel consumption. Our current latest development, the controlled motor oil pump which allows between 1.5% and 2% fuel to be saved, is an excellent example.

The Management Board openly favours environmental protection and supports all measures taken every day to become even better in this field, because exemplary and lived environmental protection is part of our company philosophy.

Georg Wolf, Chairman of the Management Board

General organisational data

ixetic emerged as an independent company from the LuK Group and recorded positive business development in its first year. In March 2006 the Schaeffler Group spun off its business divisions LuK Vehicle Hydraulics and LuK Automotive Engineering. The spin-off took place for reasons of company strategy. Thus LuK GmbH & Co. oHG sharpened its profile as a supplier of powertrains.

At the same time, an independent company was created that went into business as one of the leading manufacturers of hydraulic and vacuum pumps as well as air-conditioning compressors for the automotive industry. The company currently employs around 1,200 people and has first-class technology, quality, environmental protection and delivery standards.

New owner is the renowned holding company Cognetas (www.cognetas.com), formerly Electra Partners Europe.

ixetic has facilities in Bad Homburg (GER), Hückeswagen (GER), Brunswick (USA) and Yokohama (JPN). The company is a supplier partner to numerous well-known manufacturers of cars and commercial vehicles and sets global benchmarks for technology,

quality, environmental consciousness and faithfulness to delivery schedules.

ixetic Bad Homburg GmbH with its headquarters in Bad Homburg is a supplier company around 15 km from Frankfurt. Its main product groups include hydraulic pumps for steering, chassis and gear applications as well as gear components, which are developed and manufactured by a total of approx. 700 employees on a production area of about 20,700 m². ixetic is also one of the world's leading companies in the development and production of a new carbon dioxide air-conditioning compressor.

ixetic Hückeswagen GmbH with its headquarters in Hückeswagen is a supplier company around 30 km from Cologne. Its main product groups include vacuum pumps, tandem pumps and oil pumps, which are developed and manufactured in two plants by a total of approx. 500 employees on a production area of approx. 17,000 m².

Georg Wolf (Chairman) and Oliver Rupp are the company's Managing Directors.

History

Our history reflects the development of automotive history

1963

Start of power-steering pump production in Bad Homburg

1978

First series production of vacuum pumps for Audi and Volkswagen

1982

Vickers Bad Homburg delivers the 3-millionth pump to Mercedes-Benz

1983

Delivery of the 1-millionth vacuum pump

1991

LuK Fahrzeug-Hydraulik GmbH & Co. KG is founded

1993

LuK Automobiltechnik GmbH & Co. KG is founded

1996

Millionth VDA/LF30 power-steering pump is produced

1997

First deliveries of gear components (CVT)

1999

First deliveries of chassis pumps

2001

First successful certification in accordance with ISO 14001

2005


First delivery of air-conditioning compressors

2006

New independence under ixetic

ixetic Bad Homburg GmbH
and ixetic Hückeswagen GmbH are founded

Delivery of the 10-millionth VDA power-steering pump



The company principles represent the base for the environmental policy. The environmental policy is derived from the company principles as an integral component of company policy.

To back up the claim of achieving continual improvement of in-company environmental protection, concrete environmental targets have been set and are to be realised with the aid of an environmental program. To fulfil this claim, the best technology available is used, taking economic tenability into consideration. Adherence to all legal requirements is assumed as the minimum.

In detail, the environment policy is based on the following principles of action:

Employees

The cooperation of all employees is necessary for the implementation of the environmental policy. For this reason, the employees in all company divisions receive comprehensive information and training and are integrated in the environmental protection concept.

Environmental impact

To avoid environmental pollution, all activities and methods as well as new products and operating equipment are evaluated in advance in terms of environmental compatibility. The effects on the surroundings are assessed at regular intervals and reduced to a minimum wherever possible. Raw materials are used sparingly and processed into products as completely as possible using as little energy as possible. Unavoidable emissions and waste are reduced to a minimum wherever this is economically viable.

Interruption of operations

Suitable preventative measures are taken to avoid interruptions of operations as far as possible and/or to keep their effects on the environment as minor as possible. The authorities and action forces responsible are involved in drafting the concepts. The concepts are continually updated and distributed to action forces and authorities.

Control

Adherence to the environmental policy is controlled and evaluated regularly. Details are regulated through respective procedure instructions.

Contractual partners

Appropriate procedure instructions ensure that all the contractual partners working on the company grounds apply the same environmental standards as the company's own employees.

General public

The general public is informed at regular intervals about activities and environmental impact through the company's environment declaration.

6 Environmental impact

Environmental aspects at the manufacturing facilities in Bad Homburg and Hückeswagen

Environmental aspects are all those activities, products and services originating in the company that have or can have significant effects on the environment. A distinction is made between

- direct environmental aspects – this encompasses all activities where the workflow is controlled and can be directly influenced by the company (e.g. emissions, waste water, waste etc.) and

- indirect environmental aspects – this encompasses aspects that cannot be controlled to the full extent by the company (e.g. product-related effects, environmental performance of suppliers etc.).

Our products are manufactured from diecast aluminium, steel and sintered metals on modern machining centres which comply with the latest technical standard, then assembled and delivered either directly to our customers' assembly lines or for intermediate storage.

Functional area	Production methods	Systems
Housing production	Mill cutting, drilling etc.	Machining centres
Production of interior parts	Turning, mill cutting, grinding, honing etc.	Lathes, grinding machines etc.
Part cleaning	Washing	Part cleaning lines
Final assembly and testing	Assembly and testing of the individual components	Assembly lines and test stands
Packaging/storage		Warehouse
Shipping		Dispatch by truck
Administration		

The type and weighting as well as the assessment of environmental aspects and effects are shown as examples in the table below. This assessment is

also used to define our environment targets and programs.

No.	Area	Activity/Cause	Occurrence	Environmental aspect	Environmental effect	Extent of environmental effect	Legal aspects	Costs	Public pressure	Total
1	Aluminium machining	Machining housings and covers	Continually	Power	Increase in environmental burden through power generation	2	2	2	2	2
2	Aluminium machining	Machining housings and covers	Continually	Waste	Increase in waste quantity	2	2	1	1	2
3	Aluminium machining	Machining housings and covers	Continually	Noise (outside)	Noise pollution	2	2	1	1	2
4	Aluminium machining	Machining housings and covers	Continually	Noise (inside)	Noise pollution	3	3	3	1	3
5	Aluminium machining	Machining housings and covers	Continually	Emissions	Air pollution in the hall	1	2	1	1	1
6	Aluminium machining	Handling of substances hazardous to water	Problem	Substances hazardous to water	Soil and water contamination	3	2	2	1	2
7	Disposal store	Handling of substances hazardous for water	Continually	Substances hazardous to water	Soil and water contamination	2	2	2	1	2
8	Disposal store	Handling of substances hazardous for water	Problem	Substances hazardous to water	Soil and water contamination	2	2	2	1	2
9	Building in general	Lighting	Continually	Power	Increase in environmental burden	2	1	2	1	2
10	Building in general	Heating	Continually	Gas	Increase in environmental burden	2	2	3	1	2
11	Building in general	Heating	Continually	Emissions	Air pollution	2	2	2	1	2
12	In-company transport	Handling of substances hazardous for water	Continually	Substances hazardous to water leaking	Soil and water contamination	2	2	2	1	2
13	In-company transport	Waste disposal	Continually	Waste generation	Increase in environmental burden	2	2	2	2	2
14	In-company transport	Provision of operating supplies	Continually	Substances hazardous to water leaking	Soil and water contamination	2	2	2	1	2
15	Assembly	Pump assembly and testing	Continually	Use of energy	Increase in environmental burden	2	2	2	1	2

1 = not applicable

2 = low

3 = medium

Direct environmental aspects

At the manufacturing facilities in Bad Homburg and Hückeswagen, the direct environmental effects described below are the main aspects to be considered:

Consumption of resources and production material

The term resources covers both raw materials and semi-finished products which are processed into finished products in different manufacturing processes, as well as operating supplies which are required to carry out or maintain the manufacturing processes themselves.

Water is used as auxiliary material in the following areas:

Company area	Use
Production/Development	Preparation of cooling lubricants
Part washing lines	Part cleaning
Sanitary area	Sanitary equipment

Water consumption

The freshwater is gained completely from the public water supply network. Water from the rainwater collection system (Hückeswagen) is used to prepare the cooling lubricants required.

Measures such as circulation of washing water or multiple use of service water in the development and manufacturing areas are being implemented according to the latest technical standard.

Emissions

The following emission-related lines are in operation:

- Small heating systems for the production halls
- Small heating system for the offices
- Cleaning system filled with solvents
- Annealing ovens (Bad Homburg)

As a company of the metalworking industry, ixetic mainly processes metallic materials, in particular diecast aluminium, steel and sintered metals. Plastic and sealing materials are also used.

Energy consumption

The responsibility for manufacturing energy-saving and environmentally friendly automotive components obliges manufacturers to use primary energy carriers rationally in their manufacturing processes. Accordingly, large areas of the facilities have been optimised to the latest technical standards in terms of energy consumption, or the optimum use of energy is to be implemented in the course of modernisation. To save on heating energy, the exhaust air from the compressors is used to heat water.

The systems do not require approval according to the German Pollutant Emissions Law (BImSchG) and are operated according to the technical standard.

Natural gas is used to operate the heating boiler and hardening shop. Thanks to the use of condensing boiler and low temperature technology, emissions are restricted according to the latest technical standard, whereby regular control measurements are carried out on all heating systems.

Production-related emissions such as oil and cooling lubricant mists have been significantly reduced by the use of appropriate waste air filters.

Noise emissions

To keep noise pollution for the environment as low as possible, noise emission is taken into account during the planning stages for new machines. Thus the technical guidelines for operating equipment (abbreviated in German to TAB) the conditions of which

must be observed by machine and system suppliers, specify that the noise pressure level at a distance of 1 m to the machine must not exceed 75 dB(A).

Waste

The raw materials used flow as completely as possible into the products – for reasons of economic efficiency alone. Wherever possible and economically viable, the basic principle “avoidance before reduction, reduction before recycling, recycling before elimination” is applied.

On the basis of the product composition, mainly metallic residue occurs in production. The different metal fractions are collected separately and returned exclusively to the secondary raw material cycle.

In addition, paper/cardboard, wood, foils/packaging waste and electronic waste are collected separately and sent for recycling.

Waste is recycled – as far as possible – and the residue eliminated as industrial waste or, if necessary, as hazardous waste with approved proof of disposal.

In this context, the Environmental Protection Officer also performs the task of the Waste Officer required by legislation.

Soil and water protection

The systems for producing, treating and using substances hazardous to water (in German: HBV systems) are recorded and secured by additional preventative measures against leaks in line with the directive governing the handling of systems using substances hazardous to water (abbreviated in German to VAWS) applicable in the Federal German States of Hesse and North Rhine-Westphalia. This guarantees that the hazardous substance is collected in the event of a leak. Substances hazardous to water are stored in line with the systems directive (VAWS).

The storage equipment for the provision of operating supplies hazardous to water have double walls. The appropriate positions are informed in the event of a leak.

The in-company transport of substances hazardous to water is carried out in appropriately approved barrel pallets with integrated collecting pan.

Furthermore the risk of ground and water contamination can be minimized in the case of damage through a works order.

Handling hazardous substances

All fuels and hazardous substances used at the facilities are documented in a fuel register and can be viewed by all employees through the internal network, where every employee has access to the relevant information such as safety data sheets and operating instructions.

Indirect environmental aspects

Use of products

For years now, all new product developments have been designed suitable for recycling (partly by limiting the variety of materials used). This also includes entering the materials and substances used in the material database IMDS of the vehicle manufacturers.

This guarantees the unmixed separation of the components at the end of long years of product use. The main group occurs with the products aluminium and steel which flows back into the material cycle completely.

Packaging

The customer decides in the first instance which packaging is used. The aim is to use reusable packaging wherever possible in order to keep environmental impact to a minimum. The cardboard and wooden pallets used can also be easily recycled.

Transport, traffic

On account of the flexibility required for production, raw material supplies or the dispatch of finished products takes place exclusively by truck. Care is taken that the loading capacity is utilised to a high degree.

Material transport within the individual production areas is by means of electric fork-lift trucks. One advantage of these vehicles is their significantly lower operating noise and the avoidance of pollutant exhaust gases.

In Bad Homburg, many of our employees come to work by public transport or bike. In Hückeswagen most people come to work by car. This is a result of the relatively large catchment area of the facility and shift work. There is no convenient public transport service available.

Environmental performance of suppliers

The environmental performance of suppliers is checked by Quality Management employees within the context of supplier evaluations. As well as checking the availability of an environment management system, a local site inspection reveals whether the supplier has any obvious environment-related shortcomings. The environmental performance is incorporated in the supplier evaluation.

Environmental assessment Bad Homburg

Key figures

Material and energy balance (absolute)				
Input	Unit	2004	2005	2006
Power	kWh	23,330,208	24,969,778	24,824,116
Natural gas	kWh	5,654,894	7.291.319	7,398,050
Water (municipal water)	m ³	23,189	30,681	27,731
Water (spring water)	m ³	–	–	–
Material (aluminium)	t	–	–	3,000
Material (steel)	t	–	–	1,075
Operating supplies ²	t	230	345	360
Output	Unit	2004	2005	2006
Waste incl. process waste water	t	3,813	3,457	3,762
Chips and scrap	t	692	704	728
Waste water	m ³	17,650	22.000	19,420
CO ₂ emissions ⁴	t	1,131	1,458	1,480

Material and energy balance (in relation to one pump except ¹)				
Input	Unit	2004	2005	2006
Power	kWh/pump	13.19	12.29	11.68
Natural gas ¹	kWh/m ²	165.35	213.20	216.32
Water (municipal water)	l/pump	13.11	15.11	13.05
Water (spring water)	l/pump	–	–	–
Material (aluminium)	kg/pump	–	–	1.41
Material (steel)	kg/pump	–	–	0.51
Operating supplies ²	kg/pump	0.13	0.17	0.17
Output	Einheit	2004	2005	2006
Waste incl. process waste water ³	kg/pump	2.16	1.70	1.77
Chips and scrap	kg/pump	0.39	0.35	0.34
Waste water	kg/pump	9.98	10.83	9.14
CO ₂ emissions ⁴	kg/pump	0.64	0.72	0.70

1 Natural gas consumption in relation to the area heated

2 Operating supplies: cooling lubricants, hydraulic, testing and machining oils

3 Waste: only the waste relevant for production

4 Conversion factor for natural gas: 0.2 kg CO₂ / kWh

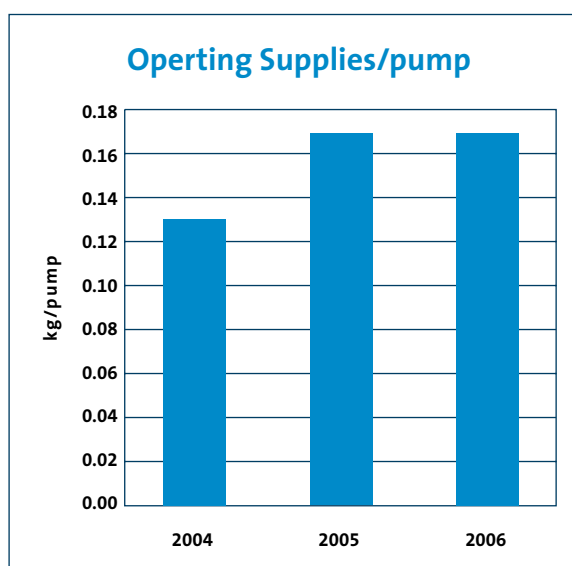
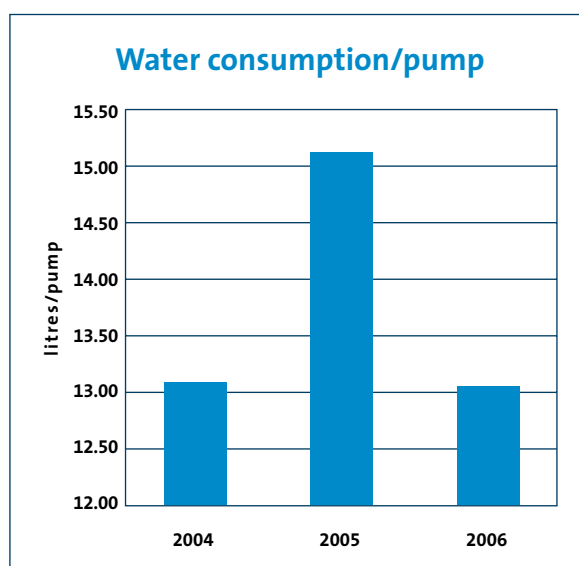
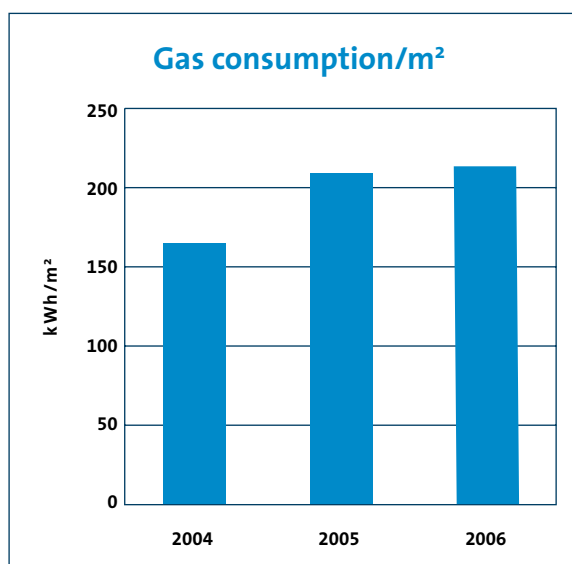
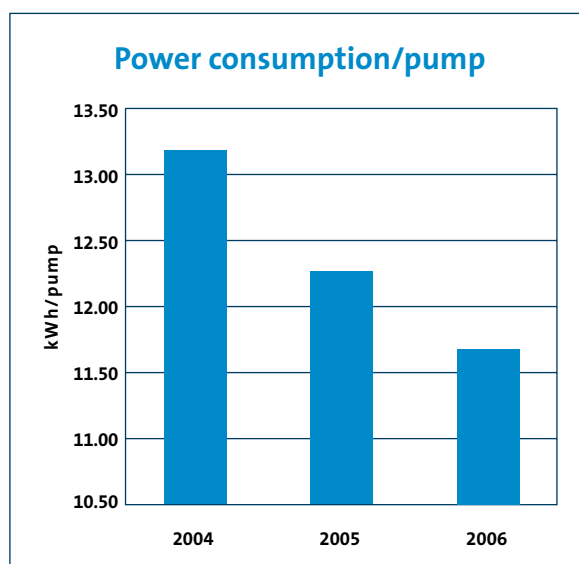
Energy balance

Power consumption did not increase in 2006 in comparison to 2005, at the same time quantities increased by approx. 4.6%. The product mix is not taken into consideration here.

Gas consumption is mainly influenced by the heating. When the frequency controls were installed in the main ventilation systems, heat recovery was reactivated as well, so that from autumn 2006

onwards the heating requirements and thus gas consumption were able to be significantly reduced. The maximum could also be reduced by >20%, on account of the warmer winter and optimised boiler sequence control.

In autumn 2005 a pipe burst in the outer pipeline that was not repaired until spring 2006. After the pipe had been repaired, water consumption was levelled off again, so that the long-term average could be reduced by approx. 15%.



Waste balance

The total disposal costs rose in 2006.

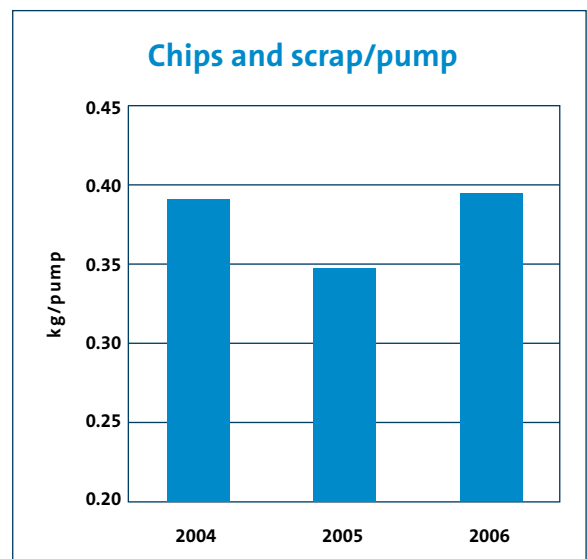
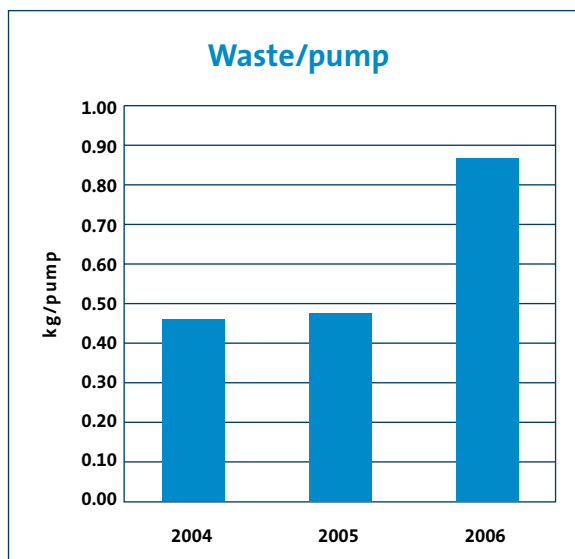
The disposal of emulsion was converted in 2006 from UF and waste water treatment plant to external disposal, since external disposal is less expensive.

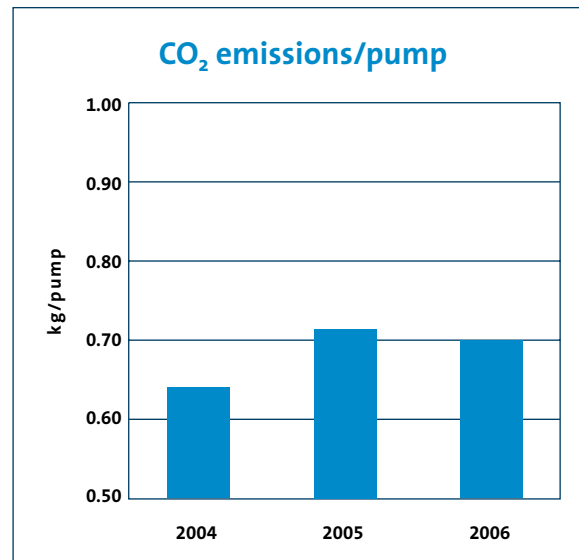
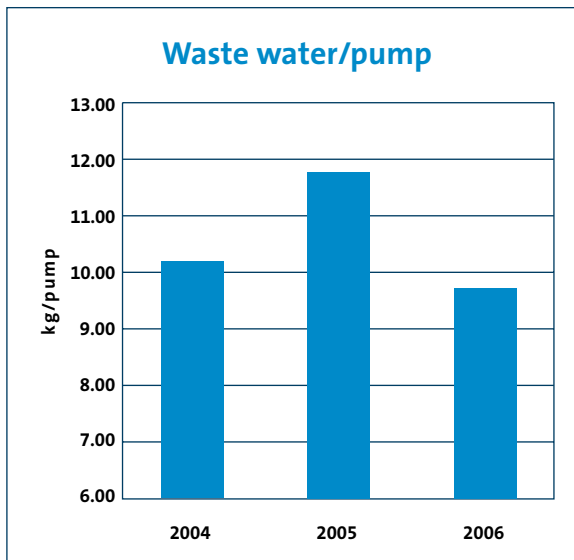
The reductions in waste water treatment quantities are significantly lower than the increase in external disposal.

The price for the disposal of industrial waste has more than doubled.

Waste balance			
Type of waste	2004	2005	2006
Used oil ¹	99.20 t	86.30 t	77.44 t
Machining emulsion halogen-free ¹	537.88 t	679.00 t	1.522.11 t
Process waste water ¹	2,986.30 t	2,487.80 t	1,933.30 t
Metal hydroxide sludge ¹	42.56 t	44.26 t	42.38 t
Phosphatizing sludge ¹	5.23 t	4.34 t	2.00 t
Wood	18.47 t	21.99 t	25.40 t
Cold cleaner ¹	1.43 t	1.80 t	1.50 t
Fluorescent tubes	0.10 t	0.10 t	0.10 t
Oil-soiled operating equipment ¹	43.45 t	38.70 t	53.13 t
Electronic waste	1.05 t	2.07 t	1.37 t
Paper & cardboard	53.71 t	51.32 t	56.35 t
Industrial waste	87.16 t	97.14 t	102.04 t
Grinding sludge containing oil ¹	97.70 t	114.68 t	130.57 t

¹Waste: only the waste relevant for production





Targets achieved

- ✓ Construction of the new production equipment store
An existing warehouse has been converted to a production equipment store. Alongside the necessary planning permission, official suitability notification was applied for and approved in agreement with the Environment Office.
- ✓ Conversion of the ventilation systems to frequency control
Targets: Savings in power and gas, improvement of air quality.
The ventilation systems are now only used in fresh air mode, recirculation mode is no longer used. The drives of the ventilation systems are between 20 and 100 percent frequency controlled. This means air exchange between at least 1 and at most 3 is achieved in the hall. The frequency control of the ventilation systems results in power savings in 2006 of approx. 1 GWh. Savings are greater in the winter than in the summer, since in winter only the minimum air quantity is blown in, whereas in summer the full-load share increases if the hall has to be cooled down over night as well. When the frequency controls were installed in the main ventilation systems, the regulatory valves and pumps were also renewed and heat recovery reactivated, so that from autumn 2006 onwards the heating requirements and thus gas consumption were able to be significantly reduced. Consumption was reduced by 1 GWh when the last six months of 2005 are compared with the last six months of 2006, which corresponds to a saving of approx. 35%. Calculated to the daily temperature figures, a saving of 0.8 GWh still remains.
- ✓ Thorough cleaning of all ventilation systems after the end of recirculation operation.
- ✓ Installation of a cold water set with chiller and outdoor cooler to improve the climate in the hall. The heat exchangers in the production systems which were previously cooled against hall air are now cooled against cold water.
- ✓ Mutual internal audits are carried out regularly.
- ✓ A hazard prevention show was carried out with the specialist fire prevention and building inspection departments of the town of Bad Homburg.
- ✓ The grinding machines using oil have been equipped with gas extinguishing systems.

Environmental assessment

Hückeswagen

Key figures

Material and energy balance (absolute)				
Input	Unit	2004	2005	2006
Power	kWh	10,493,400	10,473,580	10,417,080
Natural gas	kWh	2,489,150	1,947,154	2,111,857
Water (municipal water)	m ³	8,682	6,442	4,742
Water (spring water)	m ³	–	139	1,794
Material (aluminium)	t	2,031	2,250	2,505
Material (steel)	t	1,775	690	1,104
Operating supplies ²	t	76	87	78
Output	Unit	2004	2005	2006
Waste	t	598	664	730
Chips and scrap	t	881.5	957.7	1,093.5
Waste water	m ³	5,924	4,468	3,410
CO ₂ emissions ⁴	t	498	389	422

Material and energy balance (related to one pump except ¹)				
Input	Unit	2004	2005	2006
Power	kWh/pump	3.39	2.99	2.64
Natural gas ¹	kWh/m ²	133.68	104.57	113.42
Water (municipal water)	l/pump	2.8	1.84	1.20
Water (spring water)	l/pump	–	0.04	0.46
Material (aluminium)	kg/pump	0.66	0.64	0.64
Material (steel)	kg/pump	0.57	0.20	0.28
Operating supplies ²	kg/pump	0.02	0.02	0.02
Output	Einheit	2004	2005	2006
Waste incl. process waste water ³	kg/pump	2.16	0.19	0.19
Chips and scrap	kg/pump	0.39	0.27	0.28
Waste water	kg/pump	9.98	1.28	0.87
CO ₂ emissions ⁴	kg/pump	0.64	0.11	0.11

1 Natural gas consumption in relation to the area heated

2 Operating supplies: cooling lubricants, hydraulic and machining oils

3 Waste: only the waste relevant for production

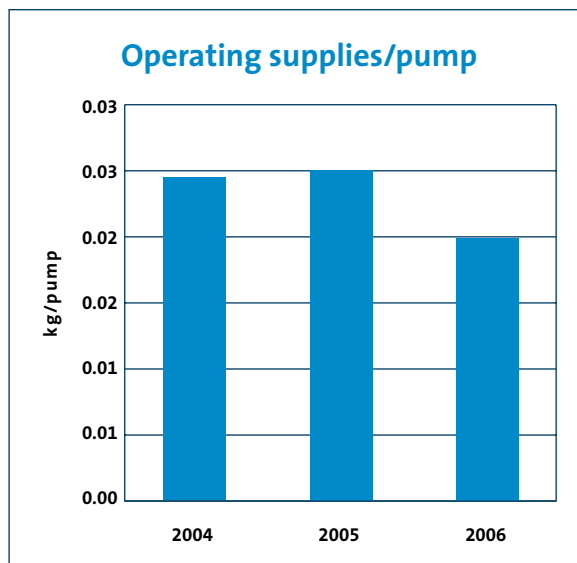
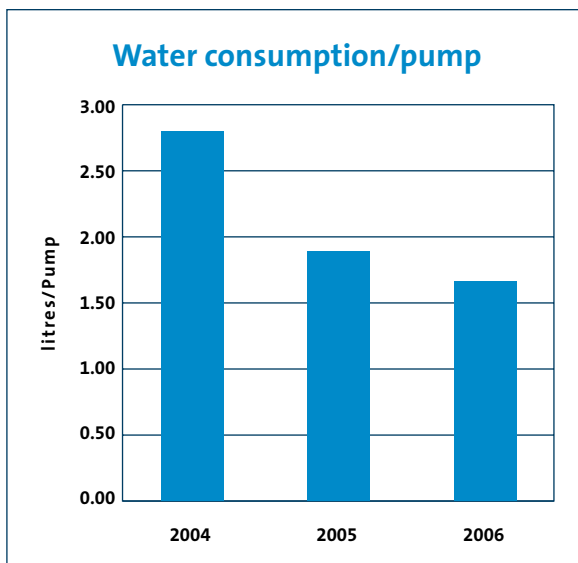
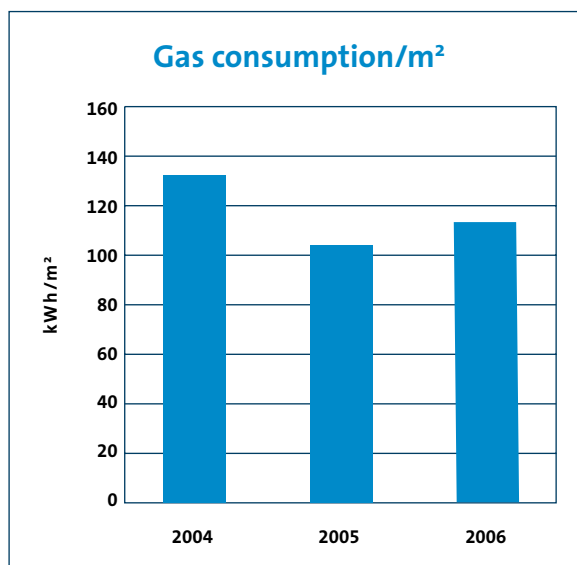
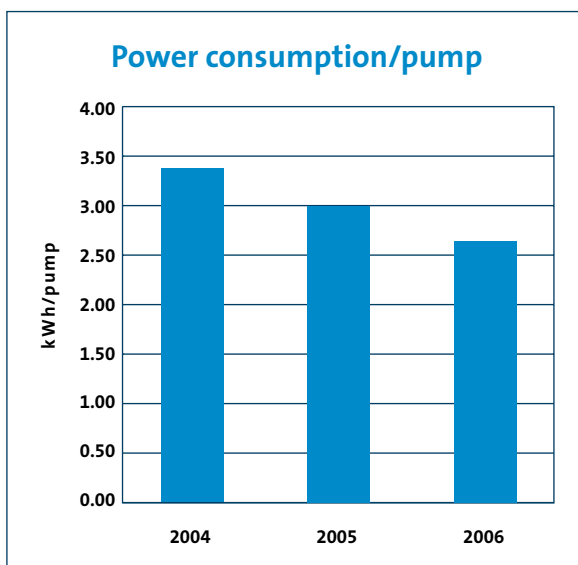
4 Conversion factor for natural gas: 0.2 kg CO₂ / kWh

Energy balance

Despite increased quantities power consumption was kept to the level of the previous years.

Since gas is only used for heating at the Hückeswagen locations, gas consumption depends on the weather conditions.

Thanks to repairs and the use of an existing rain-water collection system, freshwater consumption for Plant 1 has almost been halved in the last 3 years. The rain water is used for the company toilets and for the preparation of cooling lubricants mixed with water. Freshwater is used for the social room areas and as water for our cleaning systems where special cleanliness requirements prevail for the washing medium.



Waste balance

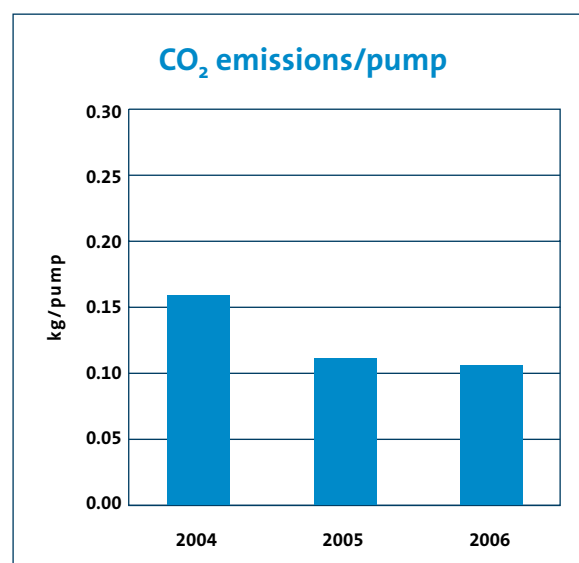
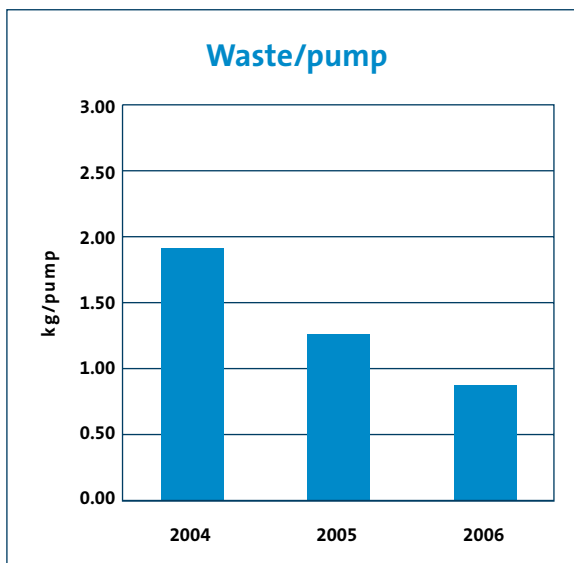
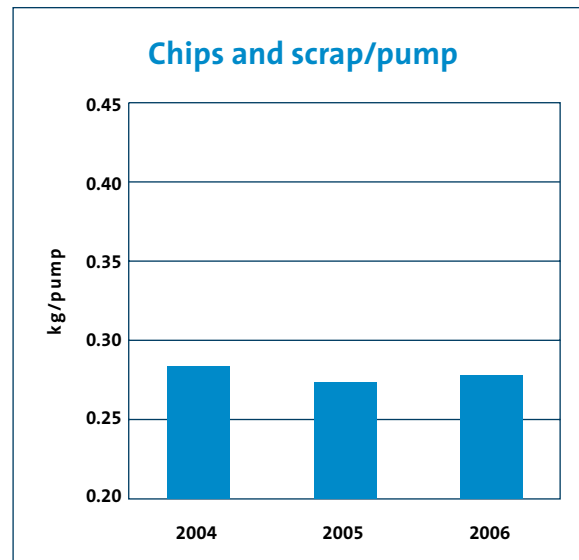
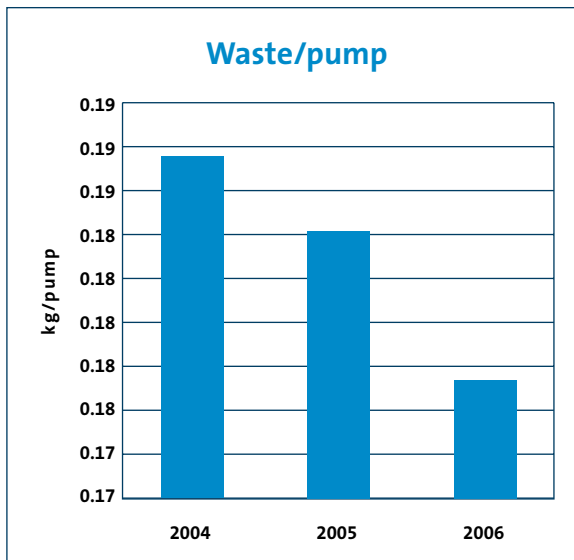
The increased quantities of operating equipment saturated with oil is caused by the changeover to disposing of cloths rather than cleaning them. Despite increased disposal costs, the company saves approx. € 17,000/year in costs for the cloths. This change was worth it from environmental points of view because the cloths were previously taken to Switzerland for cleaning.

Approx. 90% of the waste from paper and cardboard in Plant 2 results from disposable packaging from one supplier in Rumania.

In this case the possibility of replacing these by reusable packaging has been considered. Since a high level of cleanness is required of the parts delivered, however, and the transport and cleaning of the empties are too expensive, this idea was rejected. The emulsion quantity has increased due to continual increases in production.

Waste balance Plant 1			
Type of waste	2004	2005	2006
Used oil ¹	7.48 t	13.18 t	8.07 t
Machining emulsion halogen-free ¹	559.55 t	620.35 t	676.44 t
Electronic waste	1.50 t	1.60 t	2.62 t
Wood	14.70 t	14.16 t	6.10 t
Cold cleaner ¹	0.88 t	0.61 t	0.72 t
Plastics	3.30 t	4.67 t	3.90 t
Fluorescent tubes	–	0.21 t	0.18 t
Oil-saturated operating equipment ¹	6.16 t	8.80 t	17.52 t
Paper & cardboard	42.48 t	49.90 t	47.18 t
Industrial waste	34.53 t	35.00 t	34.30 t
Grinding sludge containing oil ¹	7.20 t	8.00 t	5.20 t
Abfallbilanz Werk 2			
Type of waste	2004	2005	2006
Used oil ¹	14.35 t	10.44 t	14.45 t
Cold cleaner ¹	–	–	1.12 t
Plastics	8.82 t	13.50 t	18.30 t
Oil-saturated operating equipment ¹	2.64 t	2.64 t	6.74 t
Paper & cardboard	6.48 t	35.74 t	45.94 t
Industrial waste	23.10 t	25.90 t	24.62 t

¹ Waste: only the waste relevant for production



Targets •

Result ✓

- Complete use of rainwater as service water and for emulsions, thus reduction of fresh-water consumption by 20%
- ✓ Thanks to the use of rainwater, 27% of fresh-water were saved in the year under review
- Reduction of cooling lubricant consumption by 10% by changing over to a modified cooling lubricant
- Target has not been able to be calculated, since the conversion was only able to be concluded at the end of the year due to delivery allocation.
- Keep the levels of waste and operating supplies to the previous year's level. Basis planned quantities for 2006.
- ✓ The result has even been able to be improved.

Environment program and targets

Subject	Environment program	Responsible for implementation	Location	Dead-line	Status
Waste	Reduction of emulsion disposal by 10%	Plant Manager	BHG	2007	
Waste	Reduction of scrap by 0.5% of the turnover	Plant Manager	Both locations	2007	
Waste / resources	Reduction of grinding oil requirements and the quantity of grinding and waste	Technical Production Planning	BHG	2008	
General points	Improve recognition of technical defects through Installation of a fault warning system	Building Services Engineering	BHG HCW	2007 2008	
Fire protection	Improve the sprinkler effectiveness: Foam addition in BI Store A ans shelf protection on each level	Fire Protection Officer	BHG	2007	
Emission protection	Reduction in topwater usage: Check whether a cleaner can be used in solvent cleaning that does not fall under the VOC guideline	Industrial Engineering	Both locations	2007	
Energy consumption	Extension of rainwater usage to the sanitary area in administration in order to reduce freshwater consumption	Industrial Engineering	HCW	2008	
Energy consumption	Reduction of power consumption/pump by 7.5%	Plant Manager and Development	Both locations	2007	
Water protection	Risk reduction during the filling of tank transporters	Environment Protection Officer	BHG	2007	
Water protection	Refurbishing of the channel following agreement by the Environment Office	Environment Protection Officer	BHG	2007/ 2008	
Immission protection	Preparation of a noise register	Work Safety Officer Environment Protection Officer	Both locations	2008	
Communication	Improvement of internal communication: Development of an information system for health & safety and environment protection.	Work Safety Officer Environment Protection Officer	Both locations	2007	
Management system	Preparation of standard key figures for energy, waste and operating supplies	Plant Manager and Environment Protection Officer	Both locations	2007	
Management system	Cross-functional informational exchange through the creation of a collective materials register	Work Safety Officer Environment Protection Officer	Both locations	2007	
Management system	Prepare or update training documents for regular instruction and make these available for both locations	Work Safety Officer Environment Protection Officer	Both locations	2008	
Legal certainty	Report on existing solvent cleaning after the threshold value was exceeded in 2006	Environment Protection Officer	HCW	2007	
Recycling	Preparation of CVT controls with 75% material reuse	CT production	BHG	2008	
Resources	Reduction of consumption/pump for operating supplies by 20% (BHG) or 15% (HCW)	Plant Manager and Operations	Both locations	2008	
Ressources	Reduction of heating and cooling needs through insulation of the production hall	Building Services Engineering	BHG	2007	

Release for the general public

With this Environment Declaration we intend to inform our visitors and employees as well as the interested general public about environmental protection at our Bad Homburg and Hückeswagen locations. We assure the information contained in this Environment Declaration is true and release the environment declaration for publication.

Responsible for preparing this Environment Declaration and for environmental protection at the locations is the Operations Division as main environmental protection management. If you have any questions, suggestions or criticism, we are prepared to discuss this with you in open dialogue.

Please contact one of the following:

Mr. Günter Frings, Environment Protection Officer for the Bad Homburg location

Tel.: +49(0) 6172 / 122-460

Fax: +49(0) 6172 / 122-712

e-mail: guenter.frings@ixetic.com

Contact address: Georg-Schaeffler-Straße 3, D-61352 Bad Homburg v.d.H.

or

Mr. Michael Kamper, Environment Protection Officer for the Hückeswagen location

Tel.: +49(0) 2192 / 852-166

Fax: +49(0) 2192 / 852-149

e-mail: michael.kamper@ixetic.com

Contact address: Industriestrasse 8, D-42499 Hückeswagen



Operations:

Mr. Jörn Neubert



Environment Protection Officer Bad Homburg:
Mr. Günter Frings



Environment Protection Officer Hückeswagen:
Mr. Michael Kamper

Declaration of validity

The next updated Environment Declaration will be presented for validation in June 2008 at the latest.

Dr. Norbert Hiller, Environment Evaluator (Approval no. D-V-0021)
INTECHNICA GmbH (Approval no. D-V-0248)
Ostendstrasse 181
D-90482 Nürnberg

has been nominated as environment evaluator / environment evaluation organisation.

Validation

After inspection of the Environment Declaration 2007 I declare this to be valid for the ixetic GmbH locations Bad Homburg and Hückeswagen in line with the EC Directive 761/2001 in the version dated February 2006.

18. July 2007

Date



Environment Evaluator



EMAS

Verified
environmental
management

REG.NO. DE-125-00042
REG.NO. DE-142-00072

ixetic

Precision to move